



EGG_Turning_2022/05/01_Version1_E

Notes

Content

| | |
|----|--------------------------|
| 5 | Our philosophy |
| 7 | Turning |
| 9 | BACKHUS A 30 |
| 13 | BACKHUS A 38 |
| 17 | BACKHUS A 45 |
| 21 | BACKHUS A 50 - 55 |
| 31 | BACKHUS A 60 - 65 |
| 41 | BACKHUS A 75 |
| 45 | Details |
| 47 | Solutions Applications |
| 49 | Service |
| 51 | Telematic |

The Eggersmann Philosophy

As an active contributor to the recycling industry, we support the global fight for the environment and climate protection - with our systems and special machines as well as with many years of experience and well-founded know-how and passion.

We have made it our task to recycle all kinds of waste as high quality as possible.

With our special machines and systems, we separate as many recyclables as possible from the material before it is incinerated or landfilled. Landfill masses are thereby highly reduced, which in turn significantly reduces CO₂ emissions and fewer pollutants and microplastics enter the environment.

In our own biological waste treatment plants, we generate renewable energy from biomass, thereby saving greenhouse gases and fossil fuels. At the same time, we produce quality fertilizers for agriculture. In contrast to soil-damaging mineral fertilizers with high nitrate levels, this natural soil improver supplies the soil with rich humus. We process around 170,000 tons of biomass every year into quality compost / fertilizer and thus contribute, among other things, to sustainable, organic food production.

Portable and stationary recycling machines by Eggersmann are the first choice for efficient and user-friendly turning, screening and shredding with the lowest operating costs and maximum reliability.

All of our machines are characterized by numerous future-oriented features such as Eggersmann **NRT** Noise Reduction Technology, a setup specially tailored to the machine for reducing the noise level.

Other highlights of our machine technology are the Eggersmann Service Features **MMS** Minimum Maintenance System (longest maintenance intervals and minimized maintenance effort for maximum machine uptime) or the remote maintenance tool Eggersmann Telematics System. Among other things, the latest Stage V engines and the Eggersmann **ASC** Auto Standby Control, the automatic standby function of the machine, ensure better sustainability and lowest fuel consumption.



For challenging space management – side conveyor



Optionally with wheel drive



Automatic
speed control
Eggersmann Track Control



Maximum power
with low fuel consumption -
Eggersmann Management System

BACKHUS turners

BACKHUS windrow turners from Eggersmann have been known worldwide for more than 30 years and stands for quality and the best process results for every application - from biological drying and the treatment of contaminated soils to the production of quality compost.

BACKHUS windrow turners can be expanded with a variety of options so that there is a suitable solution for every application. In addition, these machines are available in all common working widths. In this way, Eggersmann provides a suitable solution for garden and landscape contractors as well as for customers with the largest quantities of material and, overall, the widest product range on the market.

As EcoEngineers, we can support you with our many years of experience in the development of individual solutions for you, and we can optimise the machine and process to suit your needs.

BACKHUS A 30

The **BACKHUS A 30** compost turner impresses with its robust and compact design and is easy to handle thanks to its intuitive operation.

The machine, specifically developed for moving triangular windrows, is self-propelled so that no additional tractor or tow tractor is required. Compared to the tractor-drawn compost turner, more material can be processed on the same area, as the windrows can lie „foot-to-foot“. The compact rubber track undercarriage ensures the best driving characteristics, while the automatic ground contour adjustment of the track clearers gives the windrow turner particular agility. In addition, the track clearers allow the compost windrows to be set up foot by foot, resulting in optimum land utilisation.

The rotor of the compost turner is height-adjustable, fully reversible and its rotational speed is continuously variable. The machine is very easy to maintain and is also characterised by its low downtimes.

The **BACKHUS A 30** windrow turner features fuel-efficient diesel technology. The installed diesel engine complies with the current EU Stage V / EPA Tier 4f emissions standard.



Easy maintenance



Adjustable track clearer

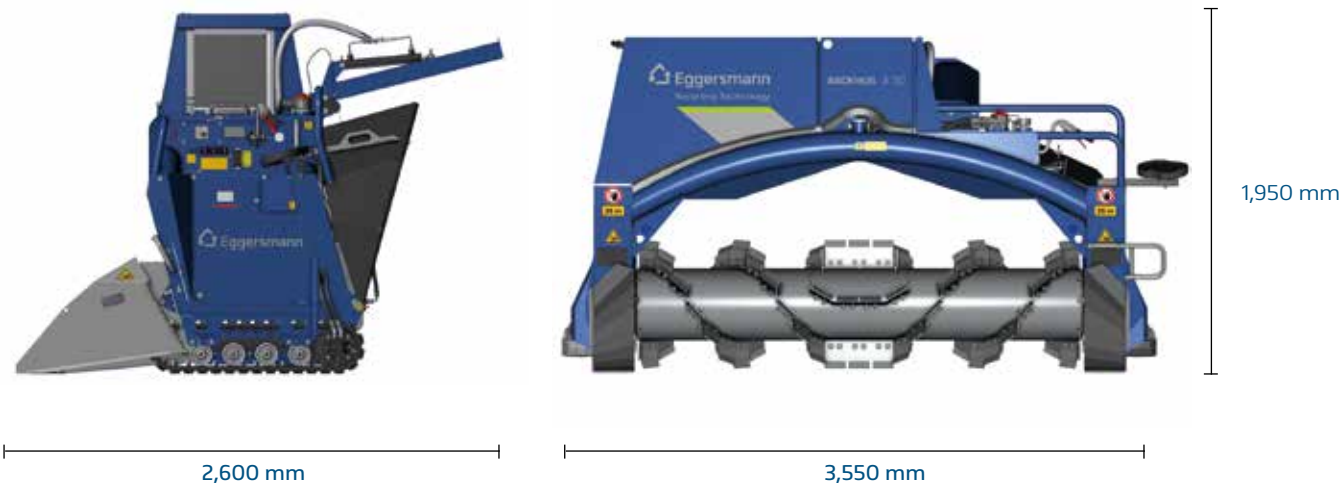


Intuitive operation with manual control



BACKHUS A 30

Working position



Transport position



TECHNICAL DATA | BACKHUS A 30

| Engine | | |
|-----------------------------------|--------|---|
| Diesel engine | | Yanmar 4TNV88 |
| Power rating | kW | 33 kW (45 hp) or 35.4 kW (48 hp) |
| Cylinders | | 4 cylinders |
| Emissions standard | | IV EuroMot / Tier 4 or III A EuroMot / Tier 3 |
| Tank volume | l | 50 |
| 3-phase alternator | V / A | 12 / 40 |
| Battery | V / Ah | 12 / 88 |
| Working data | | |
| Windrow width max. | m | 3 |
| Windrow height max. | m | 1.3 |
| Windrow cross-section | m³ | 2.2 |
| Surface utilisation* | V | 0.74 |
| Track clearing width | m | 0.22 |
| Proportion of clearing action | % | 2.2 |
| Grain size max. | mm | 150 |
| Windrow length offset approx. | m | 1.5 |
| Turning power max. | m³/h | 700 |
| Rotor torque | Nm | 1,300 |
| Rotor speed | 1/min | 400 |
| Standard tools | pcs | 62 |
| Work dimensions | | |
| Rotor diamete | mm | 730 |
| Length | mm | 2,600 |
| Width | mm | 3,550 |
| Height | mm | 1,950 |
| Clearance width | mm | 2,570 |
| Clearance height | mm | 1,200 |
| min. ground clearance | mm | 10 |
| max. ground clearance | mm | 100 |
| Transport dimensions | | |
| Transport width | mm | 1,350 |
| Transport length | mm | 4,200 |
| Transport height | mm | 1,950 |
| Track width | mm | 2,790 |
| Turning circle diameter | mm | 4,400 |
| Feed speed forwards and backwards | m/min | 0 - 50 |
| Weight max.** | t | 1,9 |
| Ground pressure max.** | kg/cm² | 0.59 |

* With a repose angle of 45°
** Values may vary depending on equipment.



BACKHUS A 38

The **BACKHUS A 38** triangular windrow turner is the latest newcomer to the BACKHUS family and is a further development and replacement for the **BACKHUS A 36**.

Whether for green waste composting or the treatment of contaminated soils, the **BACKHUS A 38** achieves maximum output in a wide variety of applications. Like all BACKHUS A series models, the machine is equipped with a Cummins engine to EU Tier V emission standard, but can also be supplied with an EU Level II or an EU Level III A engine when required.

BACKHUS currently offers three tracked versions for its windrow turners to give the best possible match to the ground. In most cases, rubber pads are selected for asphalt or concrete surfaces. A double grouser steel shoe is used for unpaved ground. The steel shoe has less wear, while the rubber pad version is easier to change and thus more cost-effective.



Process optimisation through concentrate spraying or irrigation



Fleece winder



Side conveyor



BACKHUS A 38

Working position



Transport position



TECHNICAL DATA | BACKHUS A 38

| Engine | | |
|-----------------------------------|--------|--|
| Diesel engine | | CUMMINS F3.8 |
| Power rating | kW | up to 115 kW (154 hp) |
| Cylinders | | 4 cylinders |
| Emissions standard | | EU Level V / EPA Tier 4f or EU Level II / EPA Tier 2 |
| Tank volume | l | 300 |
| 3-phase alternator | V / A | 24 / 80 |
| Battery | V / Ah | 2 x 12 / 88 |
| Working data | | |
| Windrow width max. | m | 3.8 |
| Windrow height max. | m | 1.9 |
| Windrow cross-section | m³ | 3.6 |
| Surface utilisation* | V | 0.95 |
| Track clearing width | m | 0.30 |
| Proportion of clearing action | % | 2.5 |
| Grain size max. | mm | 200 |
| Windrow length offset approx. | m | 2 |
| Turning power max. | m³/h | 1,500 |
| Rotor torque | Nm | 4,250 |
| Rotor speed | 1/min | 230 |
| Standard tools | pcs | 80 |
| Work dimensions | | |
| Rotor diameter | mm | 1,000 |
| Length | mm | 4,350 |
| Width | mm | 4,500 |
| Height | mm | 4,350 |
| Clearance width | mm | 3,210 |
| Clearance height | mm | 1,700 |
| min. ground clearance | mm | 30 |
| max. ground clearance | mm | 200 |
| Transport dimensions | | |
| Transport width | mm | 2,250 |
| Transport length | mm | 5,900 |
| Transport height | mm | 2,600 |
| Track width | mm | 3,600 |
| Turning circle diameter | mm | 6,200 |
| Feed speed forwards and backwards | m/min | 0 - 70 |
| Weight max.** | t | 8 |
| Ground pressure max.** | kg/cm² | 1.05 |

* With a repose angle of 45°
 ** Values may vary depending on equipment.

Wheel



Tracks



Automated



BACKHUS A 45

The **BACKHUS A 45** turner can be used for the composting of agricultural waste, organic waste or sewage sludge. The turner has a windrow width of 4.5 m and a windrow height of up to 2.3 m, allowing it to reach a turning capacity of up to 3,000 m³ per hour, depending on the material.

The **BACKHUS A 45** has a comprehensive range of standard equipment. The generously proportioned cab of the turner enjoys good access and includes a modern LED touchscreen display, an air-sprung fabric seat and a joystick for practical single-handed operation. In addition to the simple and ergonomic operation the machine also benefits from straight-forward access to relevant maintenance and inspection components.

The potential to adapt the **BACKHUS A 45** to individual requirements makes it the perfect multi-purpose machine for every plant operator. For example, the optional side shifter ensures effective use of space, and a fleece winder facilitates improvement of the composting process. The optional irrigation unit also has a positive impact on the composting process.



Side conveyor



Irrigation with hose drum waggon



Automatic speed control, Eggersmann Track Control



BACKHUS A 45

Working position



Transport position



TECHNISCHE DATEN | BACKHUS A 45

| Engine | | |
|-----------------------------------|--------|--|
| Diesel engine | | CUMMINS B 6.7, VOLVO TAD 552 |
| Power rating | kW | up to 209 kW |
| Cylinders | | 4 cylinders |
| Emissions standard | | EU Level V / EPA Tier 4f or EU Level II / EPA Tier 2, EU Level IIIa / Tier 3a / EPA Tier 2 |
| Tank volume | l | 300 |
| 3-phase alternator | V / A | 24 / 80 |
| Battery | V / Ah | 2 x 12 / 88 |
| Working data | | |
| Windrow width max. | m | 4.5 |
| Windrow height max. | m | 2.3 |
| Windrow cross-section | m³ | 5.1 |
| Surface utilisation* | V | 1.12 |
| Track clearing width | m | 0.30 |
| Proportion of clearing action | % | 1.8 |
| Grain size max. | mm | 300 |
| Windrow length offset approx. | m | 2.4 |
| Turning power max. | m³/h | 3,000 |
| Rotor torque | Nm | 9,100 |
| Rotor speed | 1/min | 220 |
| Standard tools | pcs | 40 |
| 90° Tools (L / R) | pcs | 8 |
| Pitching rake | pcs | 8 |
| Work dimensions | | |
| Rotor diameter | mm | 1,200 |
| Length | mm | 4,900 |
| Width | mm | 5,200 |
| Height | mm | 4,500 |
| Clearance width | mm | 3,936 |
| Clearance height | mm | 2,000 |
| min. ground clearance | mm | 30 |
| max. ground clearance | mm | 350 |
| Transport dimensions | | |
| Transport width | mm | 2,550 |
| Transport length | mm | 7,500 |
| Transport height | mm | 3,100 |
| Track width | mm | 4,520 |
| Turning circle diameter | mm | 7,200 |
| Feed speed forwards and backwards | m/min | 0 - 67 |
| Weight max.** | t | 14 |
| Ground pressure max.** | kg/cm² | 1.31 |

* With a repose angle of 45°
** Values may vary depending on equipment.



BACKHUS A 50 / A 55

The **BACKHUS A 50** and **A 55** compost turners are suitable for processing a vast range of different materials and are in operation right around the globe. The windrow turners are used for the composting of green and organic goods, sewage sludge, waste from sugar cane and palm oil production and other feed stocks, as well as for soil decontamination. They are also used in earthworks or for industrial mixing of substrates. In addition, the **BACKHUS** series of turners run in almost all types of climates, due to their mature and robust design.

With windrow widths of 5.0 to 5.8 metres and a height of 2.5 metres, throughputs of up to 4,500 m³ per hour can be achieved.

In addition, **BACKHUS** turners are designed to ensure easy access to all components, therefore facilitating uncomplicated maintenance and cleaning. The chassis of the **A 50** and **A 55**, for example, is also designed as an open structure, so that material getting into the chassis frame immediately falls out again. When the material is discharged, the windrow is set up again at the same time.



Concentrate injection unit



XL-track clearer



Mobile cabin




BACKHUS A 50

Working position



Transport position



TECHNICAL DATA | BACKHUS A 50

| Engine | | |
|-----------------------------------|--------|---|
| Diesel engine | | CUMMINS B6.7, CUMMINS L9, VOLVO TAD 853 |
| Power rating | kW | up to 254 kW |
| Cylinders | | 6 cylinders |
| Emissions standard | | Uncertified or EU Level V / EPA Tier 4 final, EU Level IIIa / Tier 3a |
| Tank volume | l | 500 |
| 3-phase alternator | V / A | 24 / 120 |
| Battery | V / Ah | 2 x 12 / 180 |
| Working data | | |
| Windrow width max. | m | 5 |
| Windrow height max. | m | 2.4 |
| Windrow cross-section | m³ | 6.2 |
| Surface utilisation* | V | 1.25 |
| Track clearing width | m | 0.30 |
| Proportion of clearing action | % | 1.4 |
| Grain size max. | mm | 300 |
| Windrow length offset approx. | m | 2.5 |
| Turning power max. | m³/h | 4,000 |
| Rotor torque | Nm | 12,500 |
| Rotor speed | 1/min | 220 |
| Standard tools | pcs | 48 |
| 90° Tools (L / R) | pcs | 8 |
| Pitching rake | Piece | 8 |
| Work dimensions | | |
| Rotor diameter | mm | 1,200 |
| Length | mm | 5,100 |
| Width | mm | 5,700 |
| Height | mm | 4,650 |
| Clearance width | mm | 4,436 |
| Clearance height | mm | 2,200 |
| min. ground clearance | mm | 30 |
| max. ground clearance | mm | 350 |
| Transport dimensions | | |
| Transport width | mm | 2,550 |
| Transport length | mm | 8,000 |
| Transport height | mm | 3,100 |
| Track width | mm | 5,020 |
| Turning circle diameter | mm | 7,700 |
| Feed speed forwards and backwards | m/min | 0 - 67 |
| Weight max.** | t | 17 |
| Ground pressure max.** | kg/cm² | 1.59 |


* With a repose angle of 45°
** Values may vary depending on equipment.

BACKHUS A 55

Working position



Transport position



TECHNICAL DATA | BACKHUS A 55

| Engine | | |
|-----------------------------------|--------|--|
| Diesel engine | | CUMMINS L9 / Volvo TAD 853 F |
| Power rating | kW | up to 291 kW |
| Cylinders | | 6 cylinders |
| Emissions standard | | Uncertified or EU Level V / EPA Tier 4 final |
| Tank volume | l | 500 |
| 3-phase alternator | V / A | 24 / 120 |
| Battery | V / Ah | 2 x 12 / 180 |
| Working data | | |
| Windrow width max. | m | 5.5 |
| Windrow height max. | m | 2.5 |
| Windrow cross-section | m³ | 7.5 |
| Surface utilisation* | V | 1.36 |
| Track clearing width | m | 0.30 |
| Proportion of clearing action | % | 1.2 |
| Grain size max. | mm | 300 |
| Windrow length offset approx. | m | 2.5 |
| Turning power max. | m³/h | 4,500 |
| Rotor torque | Nm | 12,500 |
| Rotor speed | 1/min | 220 |
| Standard tools | pcs | 48 |
| 90° Tools (L / R) | pcs | 12 |
| Pitching rake | pcs | 12 |
| Work dimensions | | |
| Rotor diameter | mm | 1,200 |
| Length | mm | 5,100 |
| Width | mm | 6,200 |
| Height | mm | 4,750 |
| Clearance width | mm | 4,936 |
| Clearance height | mm | 2,300 |
| min. ground clearance | mm | 30 |
| max. ground clearance | mm | 350 |
| Transport dimensions | | |
| Transport width | mm | 2,550 |
| Transport length | mm | 8,500 |
| Transport height | mm | 3,100 |
| Track width | mm | 5,520 |
| Turning circle diameter | mm | 8,100 |
| Feed speed forwards and backwards | m/min | 0 - 67 |
| Weight max.** | t | 18 |
| Ground pressure max.** | kg/cm² | 1.69 |

* With a repose angle of 45°
** Values may vary depending on equipment.



BACKHUS A 60 / A 65

With an operating width of 6.0 m to 6.8 m and a superlative hourly throughput capacity of up to 5,500 m³, the **BACKHUS A 60** and **A 65** turners are also suitable for very large volumes of material. Nonetheless, fuel consumption is still low.

With their compact operating and transport dimensions, **BACKHUS** turners are suitable for flexible operation anywhere on the plant and further afield. Furthermore, the access points, designed for easy maintenance and cleaning of all relevant machine components, such as rotor, frame or chassis, make these machines particularly attractive. Both models of the machine are available with wheeled and tracked drive.

An optional landfill undercarriage is available for unpaved ground.

Other features, designed to ensure comfort during turning, include the spacious mobile cabin with all-round 360-degree panoramic view. The ergonomic operating design includes air-cushioned driver's seat, integrated armrests on both sides, joystick and LED displays with touchscreen, making windrow turning a comfortable experience.



Landfill version



Cabin




Fleece winder




BACKHUS A 60

Working position



Transport position



TECHNICAL DATA | BACKHUS A 60

| Engine | | |
|-----------------------------------|--------|---|
| Diesel engine | | CUMMINS X12 / VOLVO TAD 1351 |
| Power rating | kW | up to 354 kW |
| Cylinders | | 6 cylinders |
| Emissions standard | | Uncertified or EU Level V / EPA Tier 4 final, EU Level IIIa / Tier 3a |
| Tank volume | l | 750 |
| 3-phase alternator | V / A | 24 / 110 |
| Battery | V / Ah | 2 x 12 / 225 |
| Working data | | |
| Windrow width max. | m | 6 |
| Windrow height max. | m | 2.7 |
| Windrow cross-section | m³ | 8.9 |
| Surface utilisation* | V | 1.49 |
| Track clearing width | m | 0.30 |
| Proportion of clearing action | % | 1.0 |
| Grain size max. | mm | 300 |
| Windrow length offset approx. | m | 3 |
| Turning power max. | m³/h | 5,000 |
| Rotor torque | Nm | 18,200 |
| Rotor speed | 1/min | 200 |
| Standard tools | Piece | 84 |
| 90° Tools (L / R) | Piece | 12 |
| Pitching rake | Piece | 12 |
| Work dimensions | | |
| Rotor diameter | mm | 1,400 |
| Length | mm | 6,000 |
| Width | mm | 6,700 |
| Height | mm | 5,050 |
| Clearance width | mm | 5,436 |
| Clearance height | mm | 2,550 |
| min. ground clearance | mm | 30 |
| max. ground clearance | mm | 350 |
| Transport dimensions | | |
| Transport width | mm | 2,950 |
| Transport length | mm | 9,050 |
| Transport height | mm | 3,400 |
| Track width | mm | 6,080 |
| Turning circle diameter | mm | 9,000 |
| Feed speed forwards and backwards | m/min | 0 - 50 |
| Weight max.** | t | 22 |
| Ground pressure max.** | kg/cm² | 1.73 |

* With a repose angle of 45°
** Values may vary depending on equipment.

BACKHUS A 65

Working position



Transport position



TECHNICAL DATA | BACKHUS A 65

| Engine | | |
|-----------------------------------|--------|--|
| Diesel engine | | CUMMINS X12 / Volvo TAD 1353 |
| Power rating | kW | up to 354 kW |
| Cylinders | | 6 cylinders |
| Emissions standard | | Uncertified or EU Level V / EPA Tier 4 final |
| Tank volume | l | 750 |
| 3-phase alternator | V / A | 24 / 110 |
| Battery | V / Ah | 2 x 12 / 225 |
| Working data | | |
| Windrow width max. | m | 6.5 |
| Windrow height max. | m | 2.9 |
| Windrow cross-section | m³ | 10.4 |
| Surface utilisation* | V | 1.61 |
| Track clearing width | m | 0.30 |
| Proportion of clearing action | % | 0.9 |
| Grain size max. | mm | 300 |
| Windrow length offset approx. | m | 3 |
| Turning power max. | m³/h | 5,500 |
| Rotor torque | Nm | 18,200 |
| Rotor speed | 1/min | 200 |
| Standard tools | pcs | 96 |
| 90° Tools (L / R) | pcs | 12 |
| Pitching rake | pcs | 12 |
| Work dimensions | | |
| Rotor diameter | mm | 1,400 |
| Length | mm | 6,000 |
| Width | mm | 7,200 |
| Height | mm | 5,200 |
| Clearance width | mm | 5,936 |
| Clearance height | mm | 2,700 |
| min. ground clearance | mm | 30 |
| max. ground clearance | mm | 350 |
| Transport dimensions | | |
| Transport width | mm | 2,950 |
| Transport length | mm | 9,550 |
| Transport height | mm | 3,400 |
| Track width | mm | 6,580 |
| Turning circle diameter | mm | 9,400 |
| Feed speed forwards and backwards | m/min | 0 - 50 |
| Weight max.** | t | 23 |
| Ground pressure max.** | kg/cm² | 1.8 |

* With a repose angle of 45°
** Values may vary depending on equipment.

Tracks



Automated



BACKHUS A 75

The **BACKHUS A 75** is the largest volume-produced turner in the world and enables the efficient composting of, for example, organic waste, green waste, sewage sludge, household waste or organic residues from palm oil or sugar cane production. Equally, the self-propelled windrow turner is also extremely capable for soil decontamination work and for the mixing of different substrates in the industrial sector. Hourly throughput rates of up to 7,000 m³ can be reached.

The integrated Eggersmann Management System (EMS) delivers optimum power for the machine. As a result, fuel savings of up to 15% are possible.

Like the other **BACKHUS** mobile turners, the largest model also has compact operating and transport dimensions. In addition to the high flexibility that results, and the corresponding ideal suitability to use across different operations, the impressive features of the **BACKHUS A 75** include a highly efficient footprint with possibly the best in class space utilisation.



Landfill track clearer



Irrigation




Mobile cabin




BACKHUS A 75

Working position




Transport position



TECHNICAL DATA | BACKHUS A 75

| Engine | | |
|-----------------------------------|--------|--|
| Diesel engine | | CUMMINS X15 / Volvo TAD 1651 |
| Power rating | kW | up to 450 kW |
| Cylinders | | 6 cylinders |
| Emissions standard | | Uncertified or EU Level V / EPA Tier 4 final |
| Tank volume | l | 750 |
| 3-phase alternator | V / A | 24 / 110 |
| Battery | V / Ah | 4 x 12 / 145 |
| Working data | | |
| Windrow width max. | m | 7.5 |
| Windrow height max. | m | 3.3 |
| Windrow cross-section | m³ | 13.9 |
| Surface utilisation* | V | 1.85 |
| Track clearing width | m | 0.4 |
| Proportion of clearing action | % | 1.2 |
| Grain size max. | mm | 300 |
| Windrow length offset approx. | m | 3.5 |
| Turning power max. | m³/h | 7,000 |
| Rotor torque | Nm | 36,400 |
| Rotor speed | 1/min | 150 |
| Standard tools | pcs | 92 |
| 90° Tools (L / R) | pcs | 16 |
| Pitching rake | pcs | 24 |
| Peeling tools | pcs | 4 |
| Work dimensions | | |
| Rotor diameter | mm | 1,800 |
| Length | mm | 6,350 |
| Width | mm | 8,200 |
| Height | mm | 5,600 |
| Clearance width | mm | 6,800 |
| Clearance height | mm | 3,000 |
| min. ground clearance | mm | 30 |
| max. ground clearance | mm | 350 |
| Transport dimensions | | |
| Transport width | mm | 3,350 |
| Transport length | mm | 10,600 |
| Transport height | mm | 3,800 |
| Track width | mm | 7,500 |
| Turning circle diameter | mm | 10,400 |
| Feed speed forwards and backwards | m/min | 0 - 50 |
| Weight max.** | t | 33 |
| Ground pressure max.** | kg/cm² | 1.87 |

The content, technical data and images are non-binding and can be changed without prior notice by the manufacturer. With reference to protection notice ISO 16016.



1 Frame

- Box design
- Corrosion-resistant, 2-colour paintwork
 - Steel surfaces (except for wearing surfaces)
 - Sa 2 1/2 blasted in acc. with DIN EN ISO 12944-4
 - Coating in acc. with DIN EN ISO 12944-5
 - Category C3 (optionally up to C5 possible)
 - Layer thickness 120 microns (optional 240 microns)

2 Engine

- CUMMINS diesel engine
 - electronic engine management
- Pre-filtering of intake air
- Side-by-side cooling system with big mesh size
- Reversal of maximum airflow in both directions
- Trapezoidal perforated plate for cooling air pre-cleaning
- Electric wide opening bonnet

3 Chassis

- Accessible tracked chassis units with rubber or metal base plates
- Independent hydraulic drives in the sealed circuit are infinitely variable

4 Rotor

- Hydraulic drive in a closed circuit
 - Speed adjustable under load
 - Reversible direction of rotation
- Hydraulically and infinitely height-adjustable under load
 - Rotor height indication in the display
 - screwed tools

5 Pitching rakes

for optimum windrow formation

6 Hydraulic rear flap

7 Track clearers

- Automatic ground contour adjustment
- Independently and hydraulically height adjustable

8 Hydraulics

- Hydraulic oil cooler with reversal of max. air flow in both directions
- Return suction filtration with glass fibre filter elements
- Electrical level and filter monitoring
- Solenoid valves with LED function display

9 Cabin

- Air-suspended driver's seat
 - Armrests with control elements
- Single-lever control with joystick
- Generous interactive 12.1" TFT touchscreen
 - Details on machine status
 - Eggersmann DIAGNOSTIC MANAGEMENT (EDM)
 - Complete operating manual
- Bluetooth radio with CD receiver
- Bluetooth telephone connection is possible
- Cab filter system in acc. with
 - EN 15695 Cat. 4
 - DGUV 201-004
- Climatronic
- Sun protection (front, left and right)

10 Electrical equipment

- 4 front headlights
- 2 rear headlights
- Rotary beacon
- Machine monitoring with optical and acoustic warning (acoustic deployment warning return signal tone)

11 Delivery accessories

- Generous stairways and railings
- First-aid boxes
- Tool box
- CE-compliant operating instructions (an operating manual in German as well as one copy in the official language of the European country of use (outside Europe: English))

12 Machine control Eggersmann Track Control (ETC)

- Load-dependent tracked drive control with boundary load controller (overload control function)
- Automatic drive with precision control

13 Eggersmann Management System (EMS)

Includes Eggersmann Track Control (ETC) or electronic drive control, diesel engine management with power control. The EMS controls the entire drive technology system including the overload control function. The driver only chooses the maximum speeds for chassis units and the rotor and/or belt drives.

The control unit automatically sets the optimum speed of the diesel engine and performs relevant settings to the hydraulic components as well as fan control of the cooling systems. Display for convenient machine monitoring with intelligent/ ergonomic menu navigation.

14 Machine induction training

Communicating theoretical and practical machine knowledge under practical conditions.



Automatische Geschwindigkeitsregelung
Eggersmann Track Control



Maximale Leistung bei geringem Verbrauch -
Eggersmann Management System

* Not entirely applicable to
Eggersmann BACKHUS A 30

Solutions

Different concepts for specific waste treatment and composting require specific and individual solutions. As an optimum solution for your concept, we provide a unique range of continuously extending project solutions: You can find the name of your personal contact at backhus.de.

- The world's biggest selection of optional equipment items
- Optimisation of operating costs
- Solutions for emission reduction
- Individual development on the basis of customer-specific projects
- Practically oriented advice and dialogue-based solutions to problems



Irrigation with hose drum wagon



BACKHUS **HDE / HDS**, wireless-controlled - the hose reel with 2, 3 and 4 inch connection



In motion – the mobile cabin



For challenging space management – side conveyor



Concentrate injection unit to optimize the process



Professional rotting optimisation – BACKHUS fleece winder



Landfill track clearer



Emission reduction – through enclosure



Process optimisation – irrigation during the turning process



Reliable traction on any surface – on track



Optional Wheel drive



Reliable traction on unpaved surfaces – the landfill version

Applications

For more than 30 years, product brands from Eggersmann have been used worldwide in various applications. In the process, we shred, screen, mix, separate and compost a wide variety of materials. The following is a small foretaste of the variety of applications for Eggersmann Recycling Technology.

We are happy to advise you if you want to dedicate yourself to a new application, optimise existing processes or go completely new ways. As we gain experience worldwide, there are almost no requirements that we have not already solved in this or a similar way.





Service & Spare Parts

Reliable · Fast · Worldwide

Find your local service partner on
www.f-e.de

To ensure the long operating life and uptime of your Eggersmann machines, we are always on call as your expert service partner to support you. Our service advisers, technicians, mechanics, mechatronic engineers and programmers are at your service worldwide. So take advantage, today, of the experience of our service personnel and the expert support of our regional dealers.

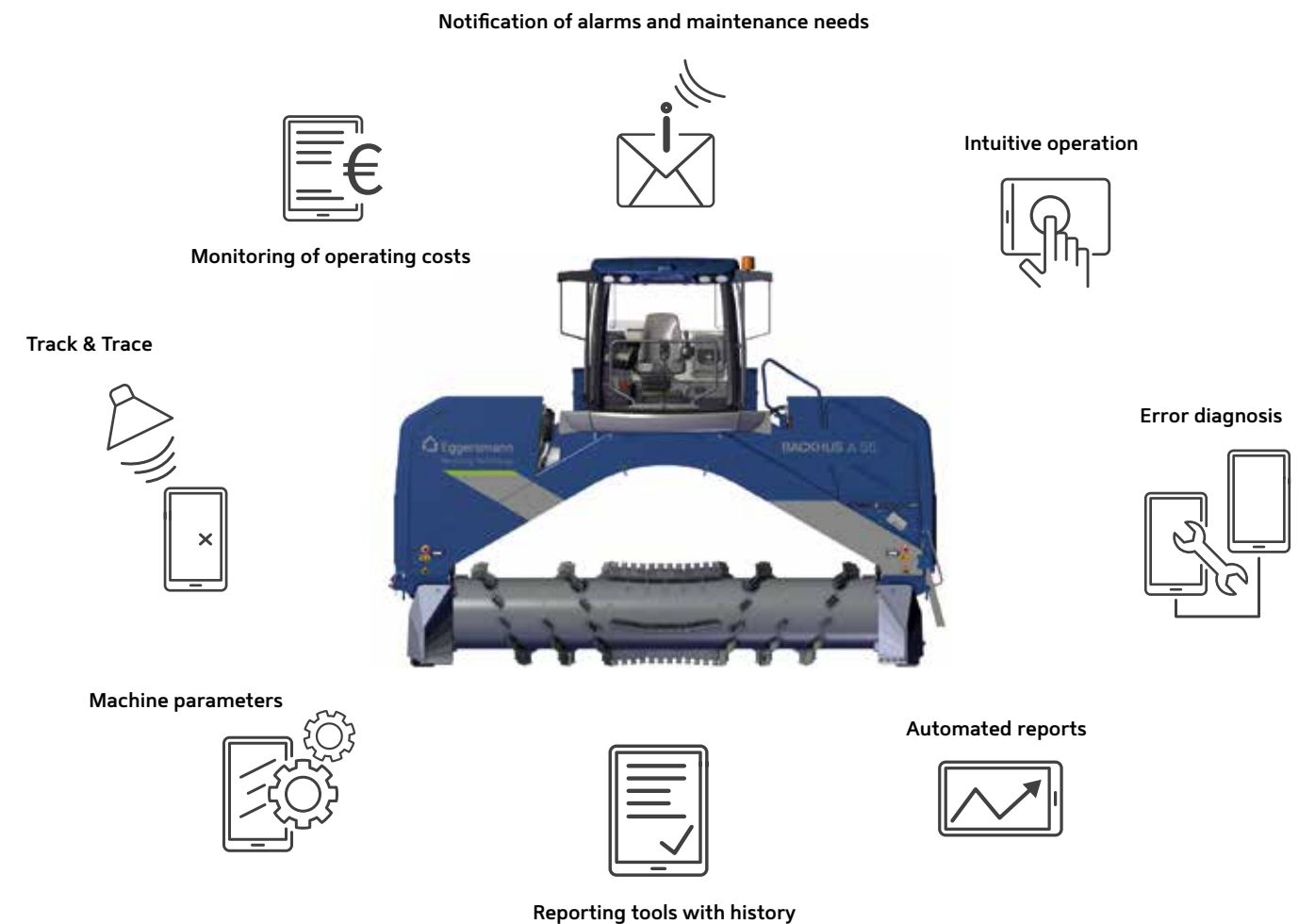

Eggersmann service in detail:

- › Commissioning, assembly & machine instruction
- › Preventive maintenance operations
- › Servicing
- › Troubleshooting
- › Modernisation and upgrading of machines
- › Professional advice

When your Eggersmann machine is inspected by our trained service staff, the complete basic set-up is checked for wear and tear, functionality and safety; essentially, the current condition of the machine is assessed. From this, you will receive a service checklist and a service report.

Advantages of regular Eggersmann service checks:

- › Extended operating life and uptime of the machine
- › Early warning system for wear: Early-stage, plannable troubleshooting leads to less machine downtime
- › Cost reduction through low repair costs
- › Comprehensive consultancy support



Eggersmann Telematic

Remote service and machine monitoring

A useful addition to the cost control and operational monitoring of your machines is the Eggersmann Telematic System.

It significantly simplifies maintenance and service operations. The machine sends the service partner the pending maintenance requirement or informs him directly in the event of a malfunction. The service partner has access to the relevant parameters and can make optimum preparations for the operation in both cases. Eggersmann will pay the costs for the first year of Eggersmann Telematic for you.

Telematic documents your success

Thanks to Eggersmann Telematic, work data, resource

consumption and the location of your machine can be called up and evaluated continuously via the Internet and PC, laptop or smartphone live or subsequently in the Eggersmann Telematic Portal.

The Eggersmann Telematic Tool is included as standard equipment in all of our machines.

